

Quarterly Proxy Voting Report

30 June 2025

Proxy Voting Report

We report on our Proxy Voting activities on a quarterly basis as well as annually in keeping with our commitments to the UN PRI and the UK Stewardship Code.

Our voting policy is based on best practice and is updated at least annually. All votes are reviewed on a case-by-case basis.

As part of our commitment to both the UK Stewardship Code and the UN PRI we began proxy voting in November 2018 (using Glass Lewis as our proxy provider). Since this time we have voted at over **5,200** company meetings and actively engaged with over 400 companies on their resolutions. We have also worked closely with Glass Lewis to develop our own Voting Policy.

The following report shows how we have voted during the last quarter, including any shareholder proposals, as well as year to date voting activity. Bespoke reports are available upon request.

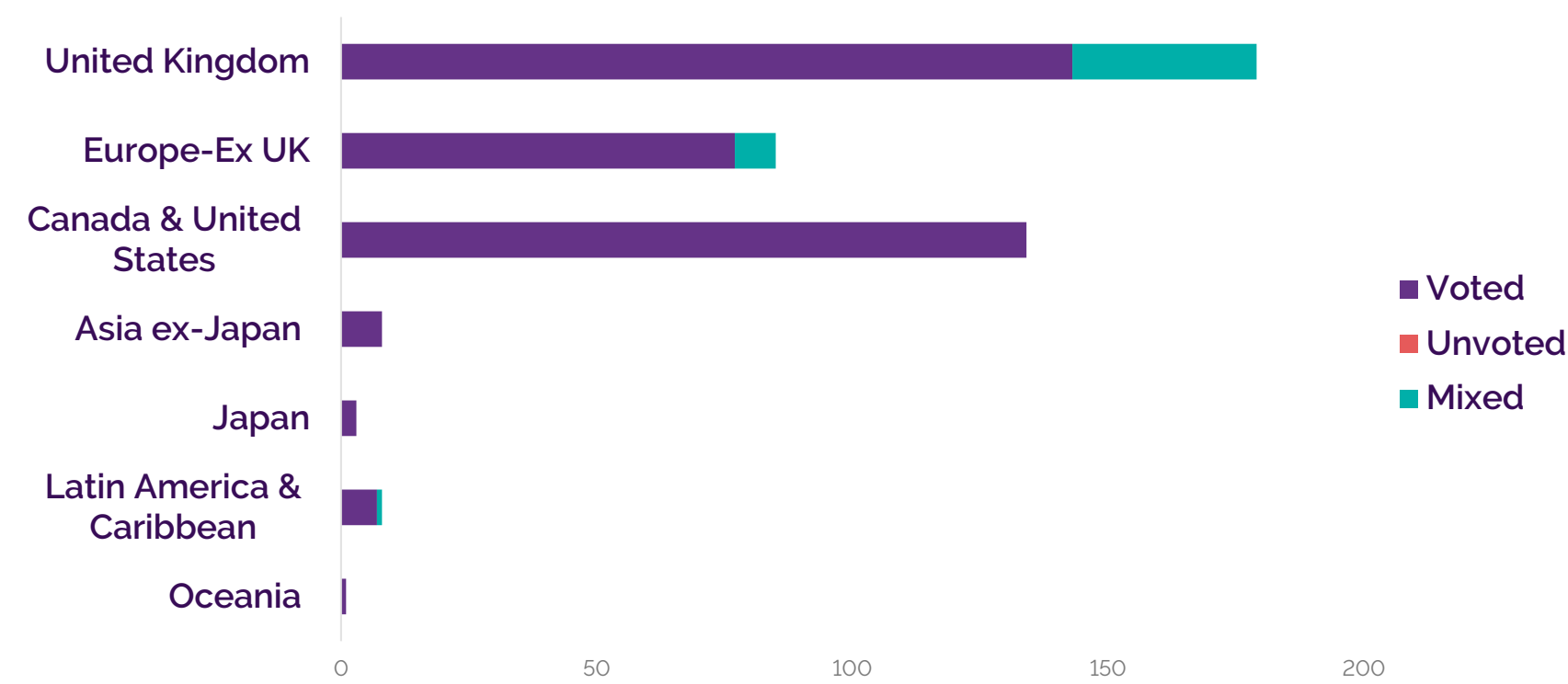
All figures come from Glass Lewis, our Proxy Voting service provider.

Our full Stewardship & Responsible Investment report can be found on our website, along with our voting policy.

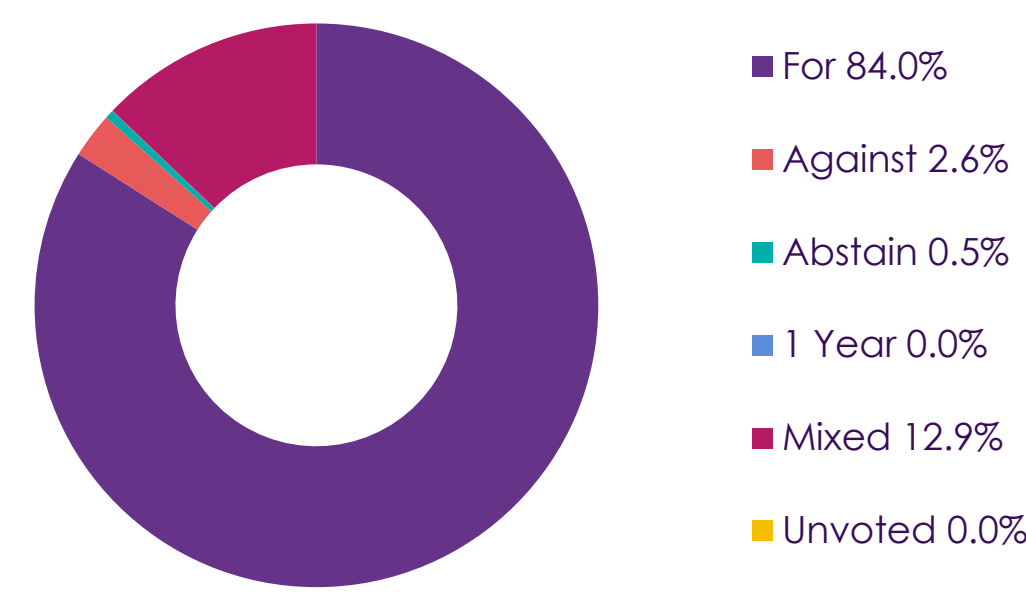
For further information please contact either Lucy Ward or Aimee Roche on SRI@evelyn.com

Proxy Voting – 3 months to 30 June 2025

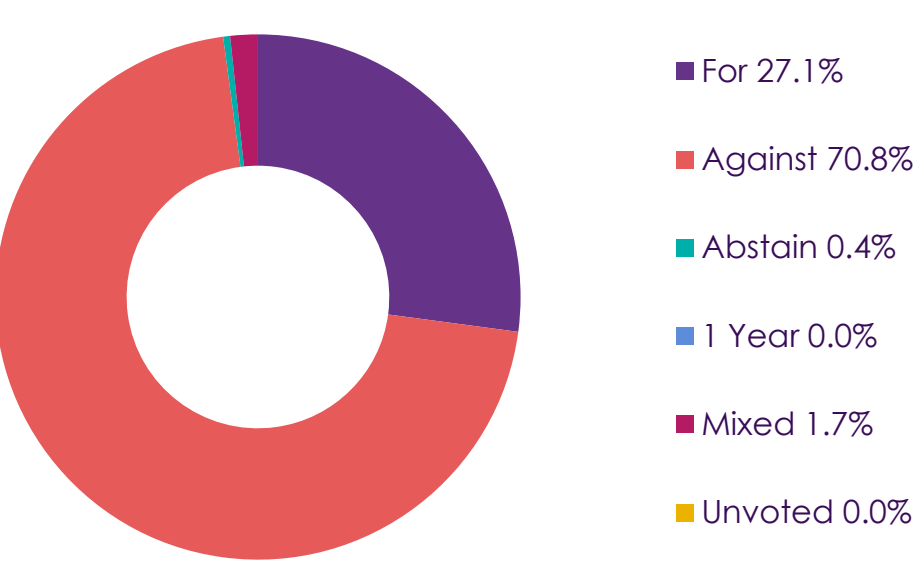
Meetings by region and vote status



Management Proposals – Votes Cast



Shareholder Proposals – Votes Cast



Votes vs Management

Proposal Category Type	With Management	Against Management	Unvoted	N/A	Mixed
Audit/Financials	884	0	0	0	138
Board Related	2750	113	0	1	324
Capital Management	675	7	0	0	171
Changes to Company Statutes	205	0	0	0	37
Compensation	504	64	0	0	85
M&A	16	0	0	0	4
Meeting Administration	29	3	0	0	2
Other	50	0	0	0	20
SHP: Compensation	22	4	0	0	1
SHP: Environment	45	2	0	0	1
SHP: Governance	19	28	0	1	1
SHP: Misc	6	1	0	0	0
SHP: Social	75	29	0	0	1
Total row	5280	251	0	2	785

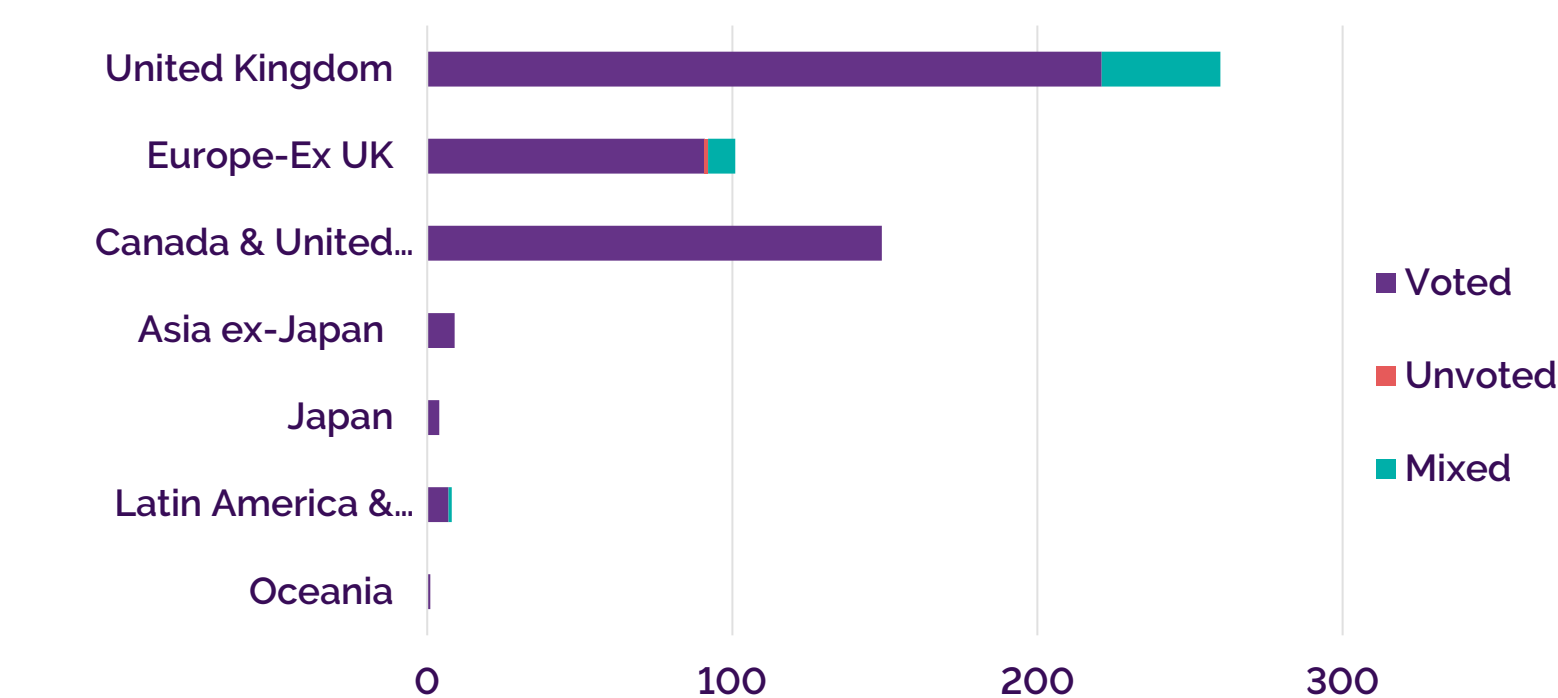
Votes vs Glass Lewis

Proposal Category Type	With Glass Lewis	Against Glass Lewis	Unvoted	N/A	Mixed
Audit/Financials	884	0	0	0	138
Board Related	2821	43	0	0	324
Capital Management	682	0	0	0	171
Changes to Company Statutes	204	1	0	0	37
Compensation	550	18	0	0	85
M&A	16	0	0	0	4
Meeting Administration	32	0	0	0	2
Other	50	0	0	0	20
SHP: Compensation	24	2	0	0	1
SHP: Environment	47	0	0	0	1
SHP: Governance	45	3	0	0	1
SHP: Misc	7	0	0	0	0
SHP: Social	102	2	0	0	1
Total row	5464	69	0	0	785

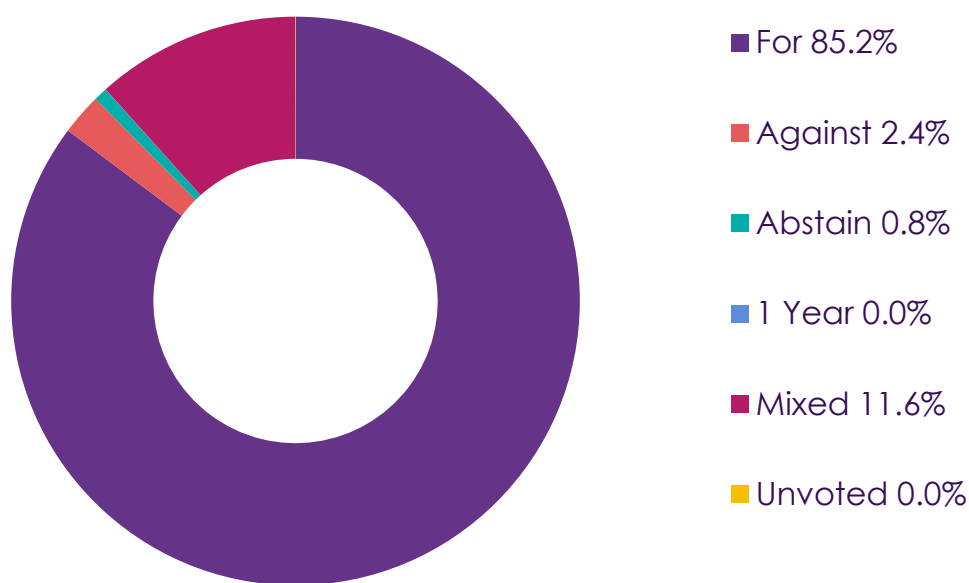
Source: Glass Lewis

Proxy Voting – Year to 30 June 2025

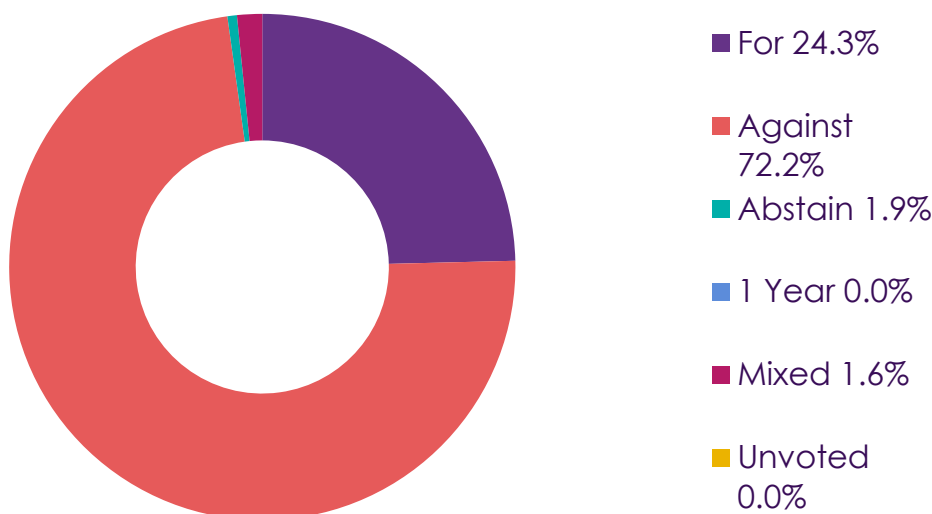
Meetings by region and vote status



Management Proposals – Votes Cast



Shareholder Proposals – Votes Cast



Votes vs Management

Proposal Category Type	With Management	Against Management	Unvoted	N/A	Mixed
Audit/Financials	1098	8	0	0	149
Board Related	3265	141	0	1	351
Capital Management	857	7	0	0	181
Changes to Company Statutes	259	1	0	0	39
Compensation	596	70	0	0	95
M&A	32	0	0	0	5
Meeting Administration	29	3	0	0	2
Other	63	0	2	0	21
SHP: Compensation	22	4	0	0	1
SHP: Environment	47	2	0	0	1
SHP: Governance	56	39	0	1	1
SHP: Misc	10	3	0	0	0
SHP: Social	94	34	0	0	2
Total row	6428	312	2	2	848

Source: Glass Lewis

Votes vs Glass Lewis

Proposal Category Type	With Glass Lewis	Against Glass Lewis	Unvoted	N/A	Mixed
Audit/Financials	1104	2	0	0	149
Board Related	3349	58	0	0	351
Capital Management	863	1	0	0	181
Changes to Company Statutes	257	3	0	0	39
Compensation	646	20	0	0	95
M&A	32	0	0	0	5
Meeting Administration	32	0	0	0	2
Other	63	0	2	0	21
SHP: Compensation	24	2	0	0	1
SHP: Environment	49	0	0	0	1
SHP: Governance	89	7	0	0	1
SHP: Misc	12	1	0	0	0
SHP: Social	126	2	0	0	2
Total row	6646	96	2	0	848

Important information

Investment does involve risk. The value of investments can go down as well as up. The investor may not receive back in total the original amount invested. Past performance is not a guide to future performance.

Please note this service is only available to eligible clients. This document contains information believed to be reliable but no guarantee, warranty or representation, express or implied, is given as to their accuracy or completeness. This is neither an offer nor a solicitation to buy or sell any investment referred to in this document. Evelyn Partners Investment Management documents may contain future statements which are based on our current opinions, expectations and projections. Evelyn Partners Investment Management does not undertake any obligation to update or revise any future statements. Actual results could differ materially from those anticipated. Appropriate advice should be taken before entering into transactions. No responsibility can be accepted for any loss arising from action taken or refrained from based on this publication. The officers, partners and employees of Evelyn Partners Investment Management, and affiliated companies and/or their officers, directors and employees may own or have positions in any investment mentioned herein or any investment related thereto and may trade in any such investment.

Evelyn Partners Investment Management LLP (EPIM).

Authorised and regulated in the UK by the Financial Conduct Authority (FCA registration number is 580531).

Ref:22064300